

# IPOX® 100 U.S. Index

## Objective

The IPOX® 100 U.S. Index provides opportunity for buy-and-hold investors seeking timely and systematic U.S. listed New Listings exposure.

## Methodology

The index is an applied market-cap weighted index measuring the performance of the top 100 Newly Public U.S. listed companies through IPO and Spin-off. The index utilizes a 10% cap on all constituents and is reconstituted and adjusted quarterly. The IPOX® 100 U.S. Index has historically captured approximately 85% of total market cap. created through U.S. IPO and Spin-off activity.

## Index Ticker

Linked ETF  
e-mini IPOX® 100 U.S. Index Future

## IPXO Index

FPX US (NYSE)  
IPOH1 (CME)

To learn more, visit us at

[www.ipox.com](http://www.ipox.com)

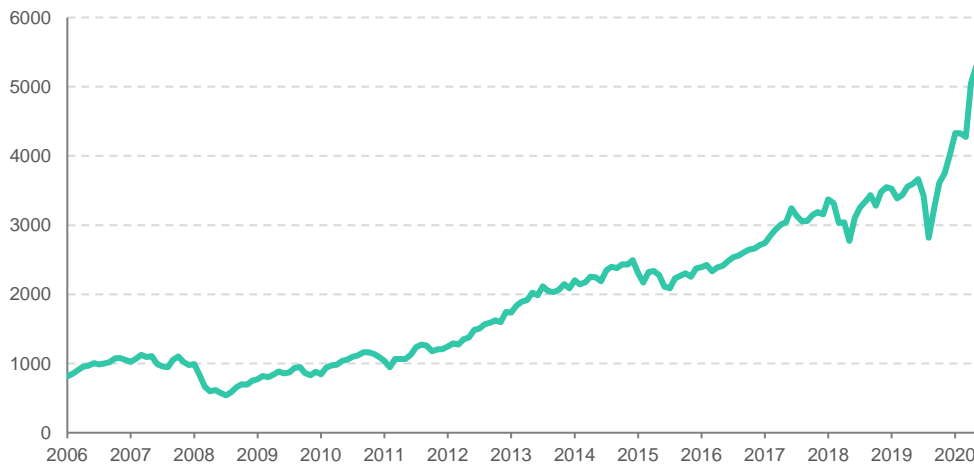
email [info@ipox.com](mailto:info@ipox.com) or call our

Global Sales and Corporate:

Office +1 (312) 526-3634

Support +1 (312) 339-4114

## Cumulative Index Performance – Price Return (USD) (Aug 2006 – Dec 2020)



## Annual Price Return (%)

Year	IPOX® 100 U.S.
2006	19.70
2007	14.38
2008	-44.29
2009	43.73
2010	17.27
2011	2.41
2012	29.17
2013	46.99
2014	11.02
2015	1.57
2016	5.89
2017	26.04
2018	-8.80
2019	29.60
2020	47.32

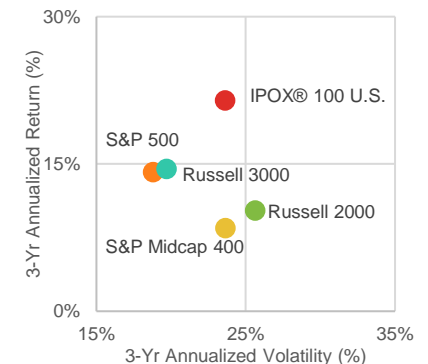
## Risk and Return – Total Return (USD) (as of 12/31/2020)

Total Returns (%)	Returns			Annualized Returns			
	1 Mo	3 Mo	2020	1 Yr	3 Yr	5 Yr	10 Yr
IPOX® 100 U.S. Index	4.92	22.65	48.44	48.44	21.48	19.66	19.09
S&P 500 Index	3.84	12.15	18.40	18.40	14.18	15.22	13.88

3-Year Statistics (as of 12/31/2020)	Annualized Risk					
	Alpha	Beta	Correlation	3 Yr	5 Yr	10 Yr
IPOX® 100 U.S. Index	4.80	1.16	0.93	23.62	19.23	17.04
S&P 500 Index	--	1.00	1.00	18.79	15.26	13.54

Beta is a measure of price variability relative to the market. Correlation is a measure of the similarity of performance. Risk is defined as standard deviation calculated based on total returns using monthly values.



## Summary Statistics

Number of Constituents	100
Dividend Yield (%)	0.54
Mkt Cap (USD Billions)	
Total	2,445.31
Average	24.45
Median	13.68
Max	184.61
Min	1.64
ETF/RIC Compliant	YES
Index Level (12/31/2020)	5295.42
Developed/Emerging Mkt (%)	100.00/0.00

## Select Holdings

(Alphabetical Order)

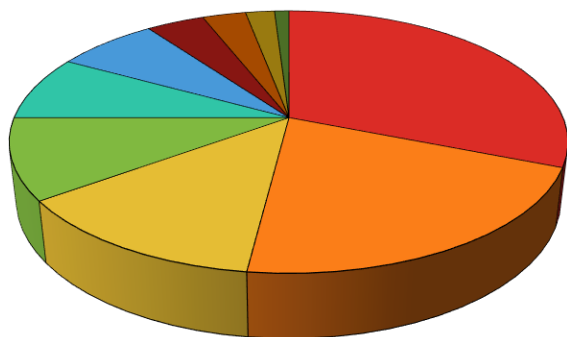
Airbnb Inc  
Beyond Meat Inc  
Chewy Inc  
Corteva Inc  
Oak Street Health Inc  
Peloton Interactive Inc  
Pinterest Inc  
Sprout Social Inc  
Uber Technologies Inc  
Warner Music Group Corp

## GICS Sector

Consumer Discretionary
Consumer Staples
Consumer Discretionary
Materials
Health Care
Consumer Discretionary
Communication Services
Information Technology
Industrials
Communication Services

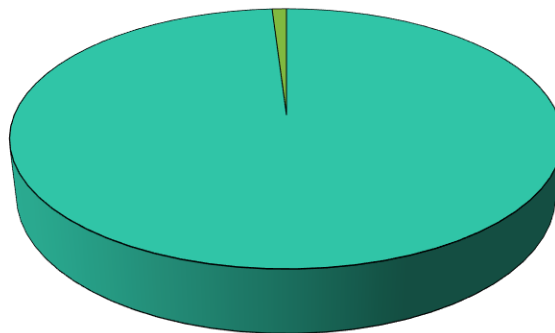
Source: IPOX® 100 U.S. Index as of 12/31/2020. IPOX Schuster LLC. IPOX® 100 U.S. Index (IPXO Index) was launched on August 6, 2004, data prior to the launch date is back-tested data. Past performance is no indication or guarantee of future performance.

## GICS Sector Breakdown



- Information Technology
- Health Care
- Consumer Discretionary
- Communication Services
- Industrials
- Financials
- Materials
- Consumer Staples
- Real Estate
- Energy

## Country Breakdown

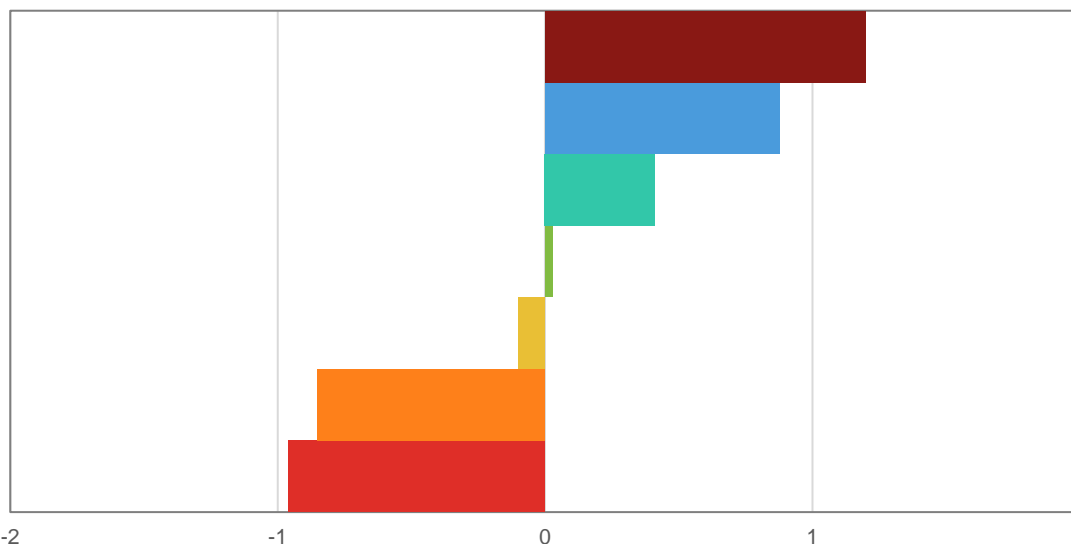


- United States
- Others

## Fundamental Factor Exposure



- Growth
- Momentum
- Quality
- Small Cap
- Low Volatility
- High Dividend
- Value

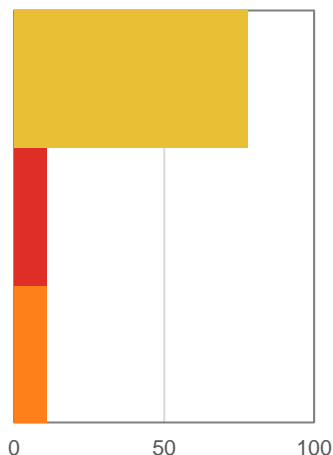


IPOX uses the 12-month beta coefficients as the factor exposure whereby IPOX excess returns to the S&P 500 are regressed against a set of MSCI factor indices. This is different from the fundamental factor model, such as a BARRA or Axioma model may provide that are based on cross-sectional ranking and are generally in z-score form.

## Deal Type



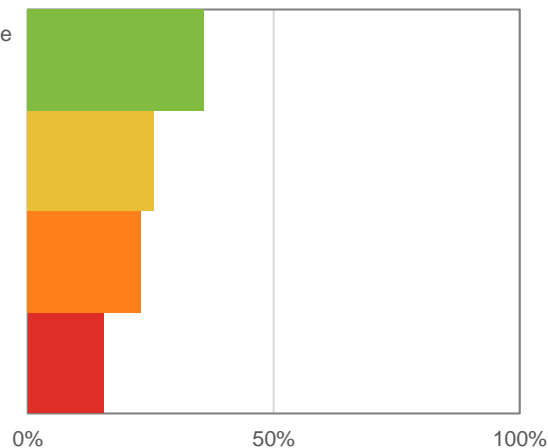
- IPOs
- Spin-offs
- M&As



## Capital Source



- No significant private funding rounds
- PE & VC-backed
- PE-backed
- VC-backed



## About IPOX

IPOX Schuster LLC is a leading independent research-driven financial technology firm specializing in financial products design related to global new listings, such as initial public offerings (IPOs), spin-offs and IPO M&As. To learn more, please visit [www.ipox.com](http://www.ipox.com).

©2021 IPOX Schuster LLC. IPOX® is an international trademark of IPOX Schuster LLC. Index of Initial Public Offerings (IPOX) and IPOX Derivatives Patent No. US 7,698,197. Use of IPOX® and the IPOX® Indexes or any part thereof is subject to applicable license only. This material is disseminated in the United States of America by IPOX Schuster LLC. This material, or any portion thereof, may not be reprinted, sold or redistributed without the written consent of IPOX Schuster LLC. Noting contained herein constitutes investment, legal, tax or other advice nor is it to be solely rely on in making an investment or other decision. The information herein is not an invitation to make an investment in a fund nor does the information, recommendations or opinions expressed herein constitutes an offer for sale of any Financial Product linked to the Index.