

IPOX® 100 U.S. Index

Objective

The IPOX® 100 U.S. Index provides opportunity for buy-and-hold investors seeking timely and systematic U.S. listed New Listings exposure.

Methodology

The index is an applied market-cap weighted index measuring the performance of the top 100 Newly Public U.S. listed companies through IPO and Spin-off. The index utilizes a 10% cap on all constituents and is reconstituted and adjusted quarterly. The IPOX® 100 U.S. Index has historically captured approximately 85% of total market cap. created thorough U.S. IPO and Spin-off activity.

Index Ticker

Linked ETF
e-mini IPOX® 100 U.S. Index Future

IPXO Index

FPX US (NYSE)
IPOZO (CME)

To learn more, visit us at

www.ipox.com

email info@ipox.com or call our

Global Sales and Corporate:

Office +1 (312) 526-3634

Support +1 (312) 339-4114

Cumulative Index Performance – Price Return (USD) (Aug 2006 – Sep 2020)



Annual Price Return (%)

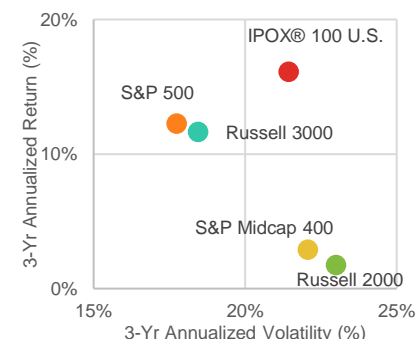
Year	IPOX® 100 U.S.
2006	19.70
2007	14.38
2008	-44.29
2009	43.73
2010	17.27
2011	2.41
2012	29.17
2013	46.99
2014	11.02
2015	1.57
2016	5.89
2017	26.04
2018	-8.80
2019	29.60
2020 YTD	20.27

Risk and Return – Total Return (USD) (as of 9/30/2020)

Total Returns (%)	Returns			Annualized Returns			
	1 Mo	3 Mo	YTD	1 Yr	3 Yr	5 Yr	10 Yr
IPOX® 100 U.S. Index	-0.11	15.39	21.03	28.73	16.12	16.06	17.91
S&P 500 Index	-3.80	3.12	5.57	15.15	12.28	14.15	13.74

	3-Year Statistics (as of 9/30/2020)			Annualized Risk		
	Alpha	Beta	Correlation	3 Yr	5 Yr	10 Yr
IPOX® 100 U.S. Index	2.63	1.11	0.92	19.55	16.37	16.22
S&P 500 Index	--	1.00	1.00	17.74	14.88	13.25

Beta is a measure of price variability relative to the market. Correlation is a measure of the similarity of performance. Risk is defined as standard deviation calculated based on total returns using monthly values.



Summary Statistics

Number of Constituents	100
Dividend Yield (%)	0.50
Mkt Cap (USD Billions)	
Total	2,560.01
Average	25.60
Median	11.03
Max	399.76
Min	1.93
ETF/RIC Compliant	YES
Index Level (9/30/2020)	4323.22
Developed/Emerging Mkt (%)	100.00/0.00

Select Holdings

(Alphabetical Order)

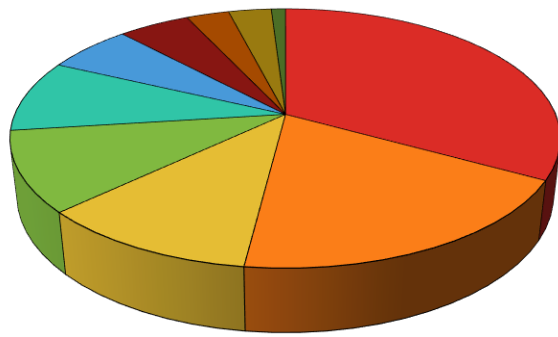
ADT Inc
Beyond Meat Inc
Carvana
Chewy Inc
Fastly Inc
Goosehead Insurance Inc
MyoKardia Inc
Pinterest Inc
Uber Technologies Inc
Warner Music Group Corp

GICS Sector

Industrials
Consumer Staples
Consumer Discretionary
Consumer Discretionary
Information Technology
Financials
Health Care
Communication Services
Industrials
Communication Services

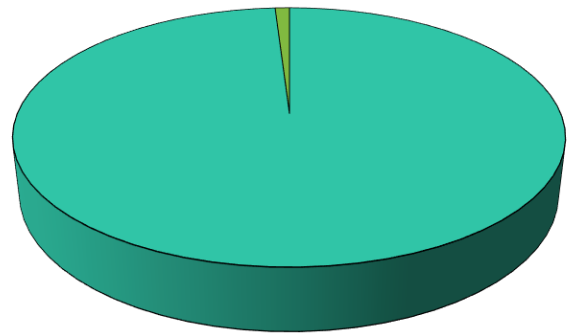
Source: IPOX® 100 U.S. Index as of 9/30/2020. IPOX Schuster LLC. IPOX® 100 U.S. Index (IPXO Index) was launched on August 6, 2004, data prior to the launch date is back-tested data. Past performance is no indication or guarantee of future performance.

GICS Sector Breakdown



- Information Technology
- Health Care
- Consumer Discretionary
- Communication Services
- Industrials
- Financials
- Consumer Staples
- Materials
- Real Estate
- Energy

Country Breakdown

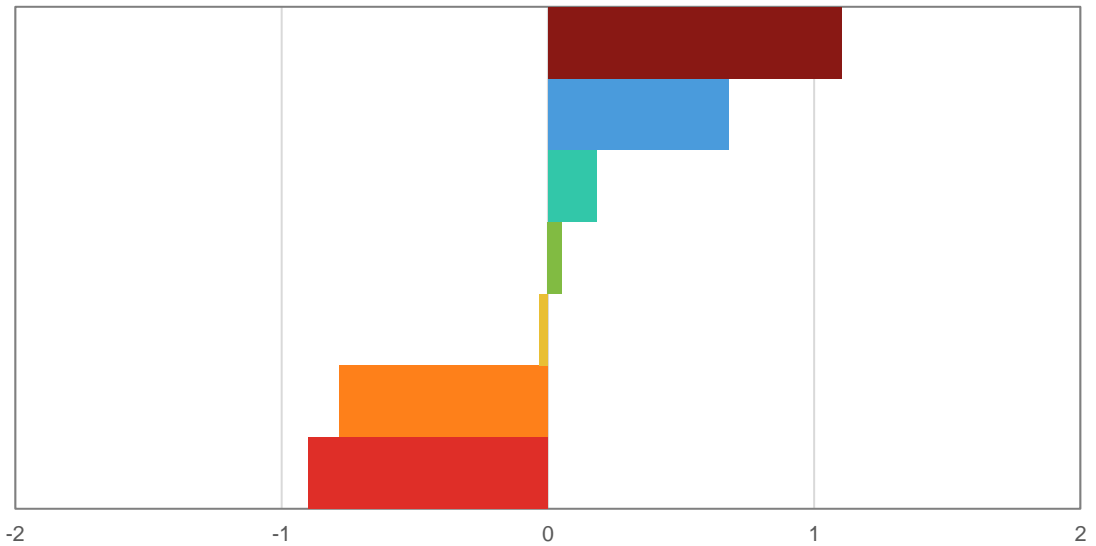


- United States
- Others

Fundamental Factor Exposure



- Growth
- Momentum
- Quality
- Small Cap
- Low Volatility
- High Dividend
- Value

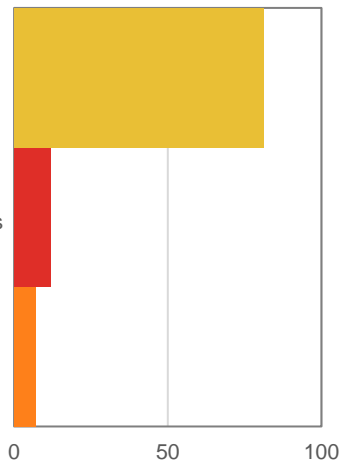


IPOX uses the 12-month beta coefficients as the factor exposure whereby IPOX excess returns to the S&P 500 are regressed against a set of MSCI factor indices. This is different from the fundamental factor model, such as a BARRA or Axioma model may provide that are based on cross-sectional ranking and are generally in z-score form.

Deal Type



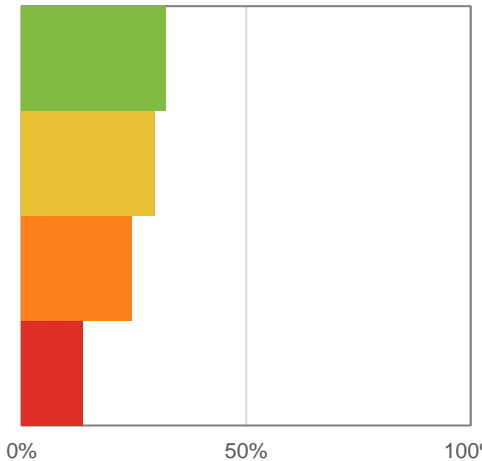
- IPOs
- Spin-offs
- M&As



Capital Source



- No significant private funding rounds
- PE-backed
- PE & VC-backed
- VC-backed



About IPOX

IPOX Schuster LLC is a leading independent research-driven financial technology firm specializing in financial products design related to global new listings, such as initial public offerings (IPOs), spin-offs and IPO M&As. To learn more, please visit www.ipox.com.

©2020 IPOX Schuster LLC. IPOX® is an international trademark of IPOX Schuster LLC. Index of Initial Public Offerings (IPOX) and IPOX Derivatives Patent No. US 7,698,197. Use of IPOX® and the IPOX® Indexes or any part thereof is subject to applicable license only. This material is disseminated in the United States of America by IPOX Schuster LLC. This material, or any portion thereof, may not be reprinted, sold or redistributed without the written consent of IPOX Schuster LLC. Noting contained herein constitutes investment, legal, tax or other advice nor is it to be solely rely on in making an investment or other decision. The information herein is not an invitation to make an investment in a fund nor does the information, recommendations or opinions expressed herein constitutes an offer for sale of any Financial Product linked to the Index.