

Cint

Accelerating insights.

COMPANY DESCRIPTION

Founded in 1998, Cint Group AB is a global software leader in digital insights gathering (understanding of how a target group audience thinks and feels about products, services, and other matters) headquartered in Stockholm, Sweden. Cint provides a cloud-based software platform that automates the insights gathering process, digitalizes the consumer insights, and allows corporations and market research agencies to obtain data in a time and cost-efficient way. Cint was backed by Swedish private equity firm Nordic Capital. 🚀

BUSINESS MODEL

Cint Group generates revenue primarily through sale of its software platform. 🚀

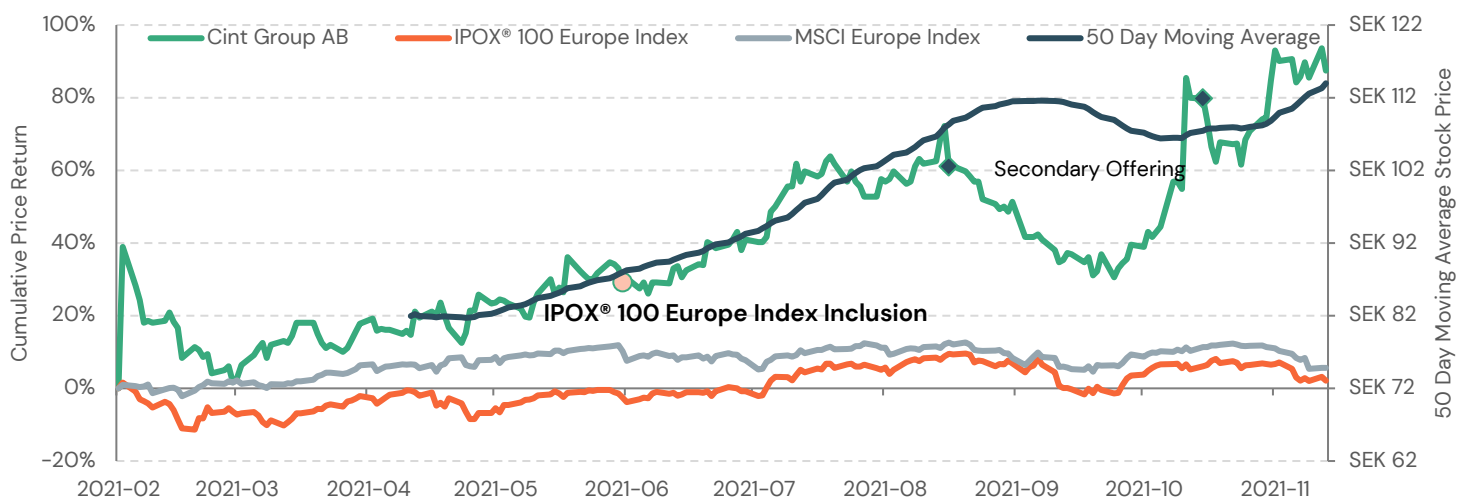
Cint Group AB (CINT SS)

IPO HISTORY

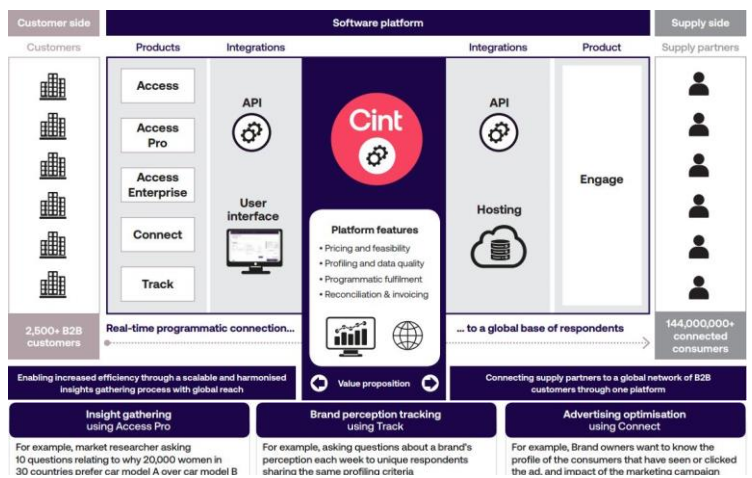
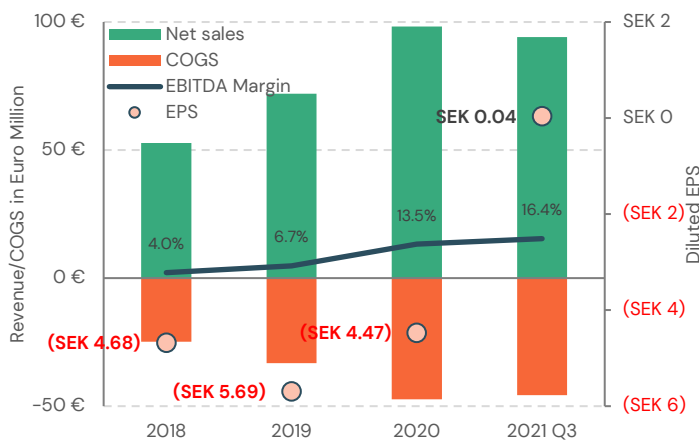
On 02/19/2021, Cint Group AB began trading on Nasdaq Stockholm led by Carnegie and Danske Bank. The software platform provider offered 72 million shares (include 61,444,445 shares from existing shareholders) at SEK 72.00 per share, high-end of its expected price range (SEK62-72). Cint Group was valued at SEK 9.90 billion at offer with the 15% over-allotment option fully exercised. The shares opened at 90 kronor and closed the first day higher at 100.00 kronor (▲38.89%). 🚀

Cint Group AB was included in the IPOX® 100 Europe Index (ETF: FPXE US, FPXE LN, EFPX IM) on 6/21/2021, and currently weighs ca. 0.06% of the portfolio. 🚀

HISTORICAL PERFORMANCE



GROWTH OUTLOOK



INDUSTRY COMPARISON

COMPANY	STOCK SYMBOL	IPO/SPIN-OFF DATE	INITIAL RETURN	OFFER TO DATE (TR)	2021 YTD (PR)	BETA TO BENCHMARK	REVENUE (MILLIONS)	DILUTED EARNINGS (LOSSES)/SHARE	P/S RATIO
Cint	CINT SS	02/19/2021	38.89%	87.50%	87.50%	-0.33	€98.28	-€4.47	7.84x
MNTV	MNTV US	9/26/2018	43.67%	70.25%	-20.04%	1.01	\$375.61	-\$0.65	6.02x
qualtrics	XM US	1/28/2021	51.67%	7.87%	7.87%	2.18	\$763.52	-\$0.64	13.76x

Other competitors include Lucid (pending acquisition by Cint Group for \$1.07 billion), PureSpectrum (acquired by Valiant Eagle), Prodege, Toluna and Dynata..